

Scaled data based on original data using
LM-79-08 Approved Method: Electrical and Photometric Measurements of Solid-
State Lighting Products

Test Report Prepared for
Cooper Lighting Solutions
(formerly Eaton)

Brand: McGRAW-EDISON

Report Number: P200030

Luminaire Tested: **GWC-AF-02-LED-E1-T3-7030-800**

Issue Date: 3/3/2020

Test Information

Test Method: LM-79-08
Report Number: P200030
TEST IS SCALED FROM IESNA LM-79-08 TEST DATA (P24140)
Test Lab: INNOVATION CENTER P2
Issue Date: 3/3/2020
Manufacturer: COOPER LIGHTING SOLUTIONS (FORMERLY EATON)
Product Line: MCGRAW-EDISON
Catalog Number: GWC-AF-02-LED-E1-T3-7030-800
Description: GALLEON WALL LUMINAIRE
(2) 70 CRI, 3000K, 800mA LIGHTSQUARES WITH 16 LEDS EACH AND TYPE III OPTICS
Light Source: -
Ballast/Driver: ELECTRONIC DRIVER

Summary

Lumens per Lamp: N/A
Luminaire Lumens: 9709.9 lumens
Efficiency: N/A
Efficacy: 112.9 lumens/watt
Luminous Opening: Rectangular (W 1' x L: 0.5' x H: 0')
IES Classification: Type III - Short - Full Cutoff
BUG Rating: B2 - U0 - G2

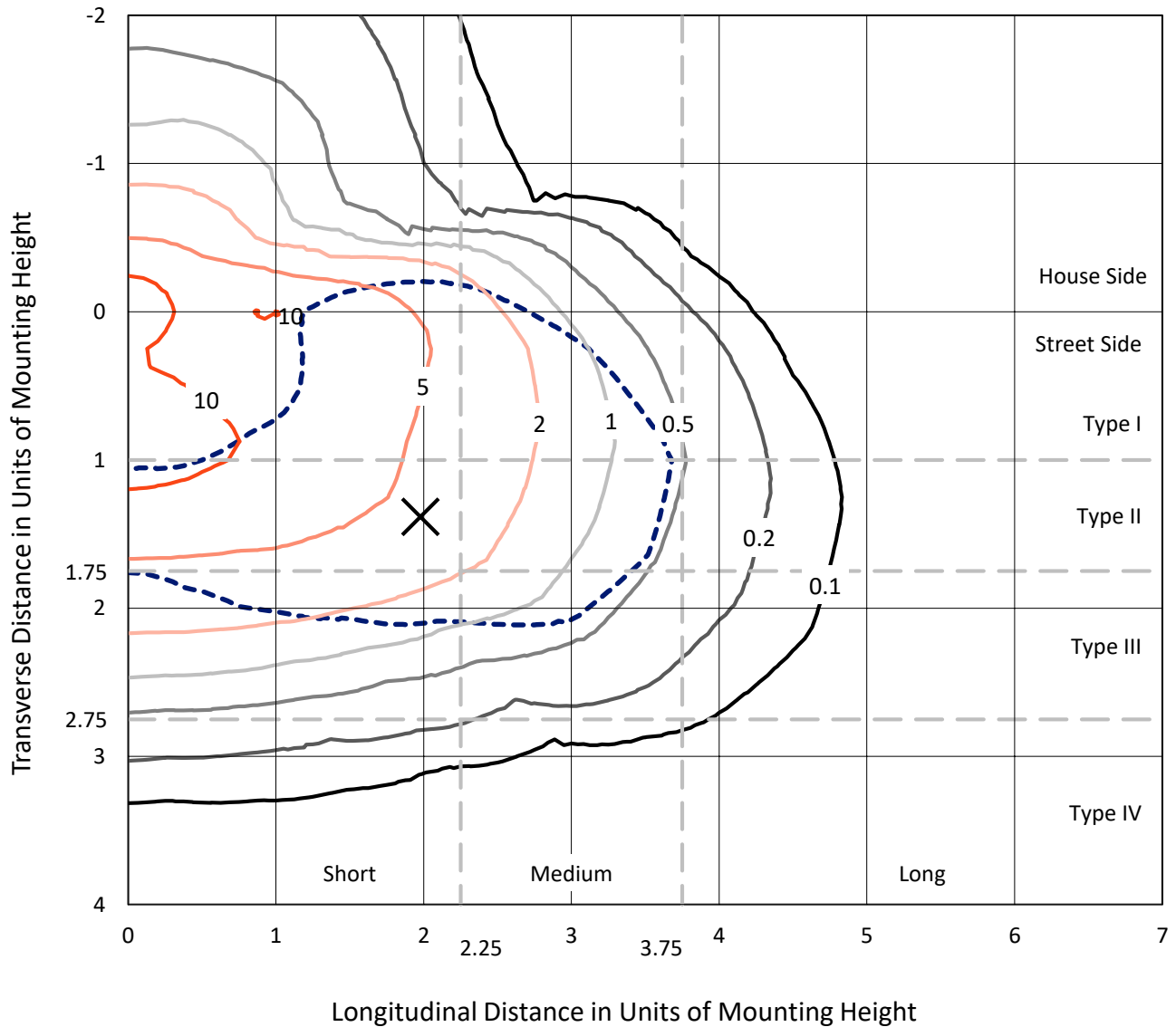
Input Watts (W): 86
Input Voltage (V): NR
Input Current (Ain): NR
Voltage Rise (V): NR
Power Factor: NR
Total Harmonic Distortion (THDi): NR
Frequency (hertz): 60
Stabilization Time: NR
Operation Time: NR
Ambient Temperature (°C): NR
Test Distance: 25 FT



REPORT NUMBER: P200030
 CATALOG NUMBER: GWC-AF-02-LED-E1-T3-7030-800

Iso-Footcandle Lines of Horizontal Illumination

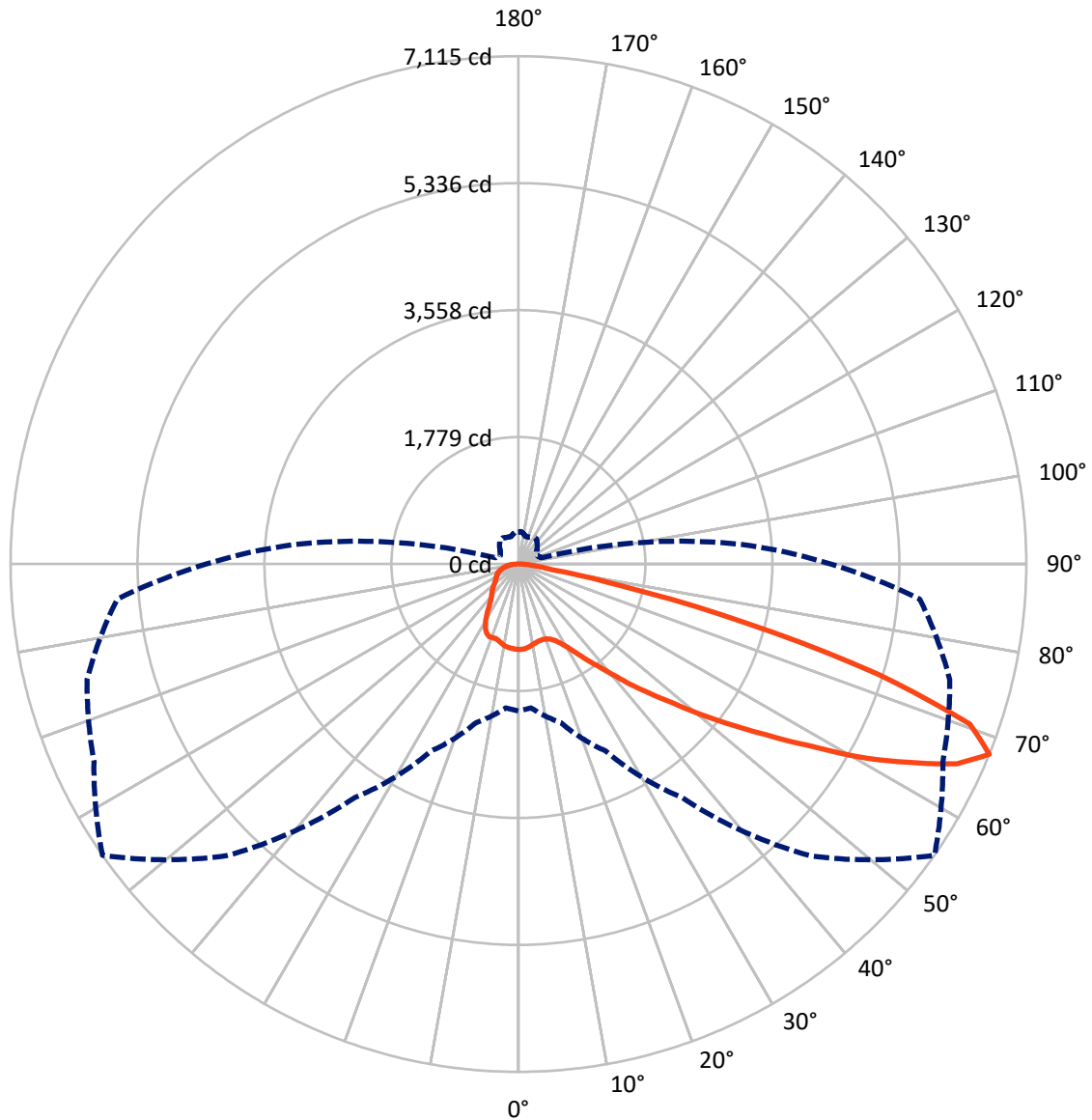
× Max cd
 - - - 1/2 Max cd



Based on 10 foot mounting height. Maximum calculated value = 12.3 fc
 Type III - Short - Full Cutoff

REPORT NUMBER: P200030
CATALOG NUMBER: GWC-AF-02-LED-E1-T3-7030-800

Luminous Intensity Polar Plot



— Vertical Plane Through 55-Deg Lateral - - - Horizontal Cone Through 67.5-Deg Vertical

REPORT NUMBER: P200030

CATALOG NUMBER: GWC-AF-02-LED-E1-T3-7030-800

FLUX DISTRIBUTION:

		Downward	Upward	Total
House Side	Lumens	2097.5	0.0	2097.5
	% Fixture	21.6	0.0	21.6
Street Side	Lumens	7612.3	0.0	7612.3
	% Fixture	78.4	0.0	78.4
Total	Lumens	9709.9	0.0	9709.9
	% Fixture	100.0	0.0	100.0

Coefficient of Utilization

ZONAL LUMENS:

Zone	Lumens	% Fixture
0°-10°	111.8	1.2
10°-20°	316.5	3.3
20°-30°	530.2	5.5
30°-40°	871.9	9.0
40°-50°	1467.6	15.1
50°-60°	2310.0	23.8
60°-70°	2756.7	28.4
70°-80°	1183.8	12.2
80°-90°	161.4	1.7
90°-100°	0.0	0.0
100°-110°	0.0	0.0
110°-120°	0.0	0.0
120°-130°	0.0	0.0
130°-140°	0.0	0.0
140°-150°	0.0	0.0
150°-160°	0.0	0.0
160°-170°	0.0	0.0
170°-180°	0.0	0.0
0°-90°	9709.9	100.0
0°-180°	9709.9	100.0



REPORT NUMBER: P200030

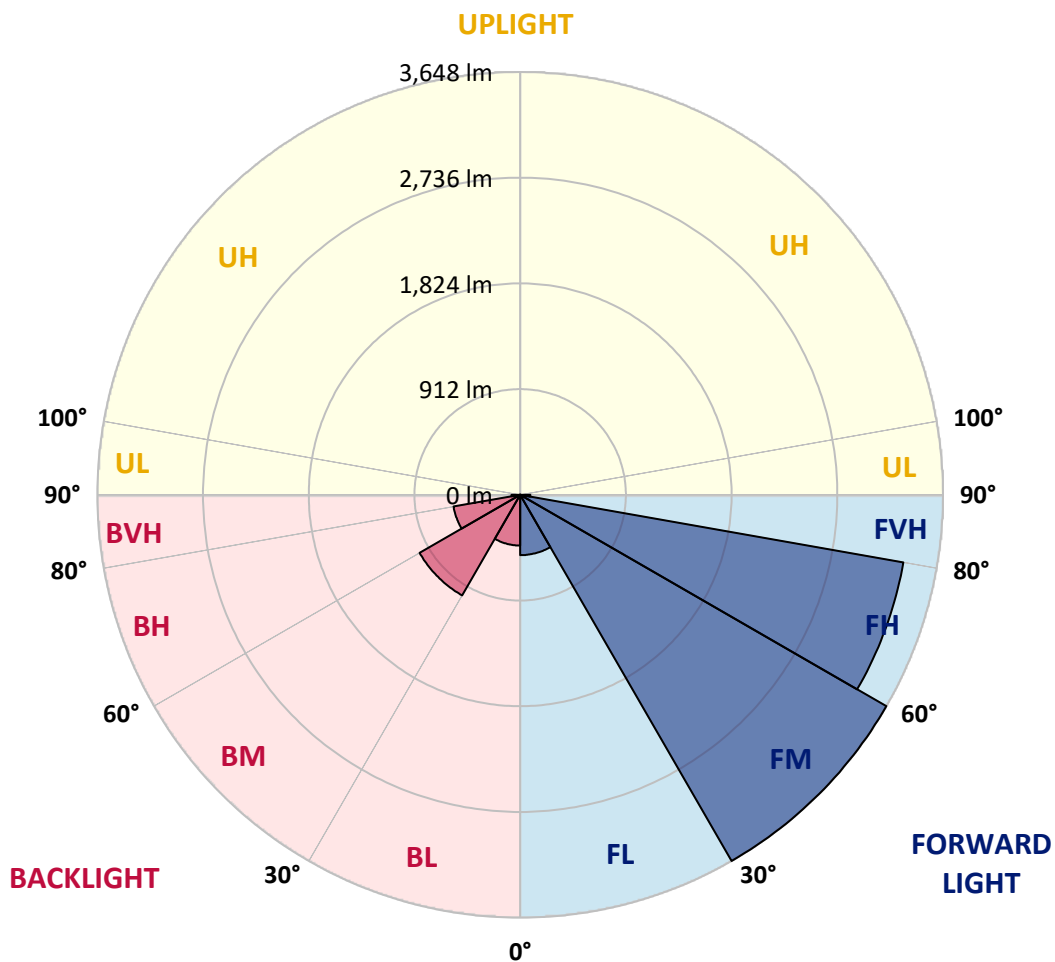
CATALOG NUMBER: GWC-AF-02-LED-E1-T3-7030-800

LUMINAIRE CLASSIFICATION SYSTEM LUMEN TABLE AND BUG RATING:

Zone		Lumens	% Fixture	Zone Rating/Lumen Limit		
				B	U	G
FL	(0°-30°)	520.5	5.4			
FM	(30°-60°)	3647.7	37.6			
FH	(60°-80°)	3356.8	34.6			G2/5000
FVH	(80°-90°)	87.4	0.9			G1/100
BL	(0°-30°)	438.0	4.5	B1/500		
BM	(30°-60°)	1001.8	10.3	B2/2500		
BH	(60°-80°)	583.7	6.0	B2/1000		G2/1000
BVH	(80°-90°)	74.0	0.8			G1/100
UL	(90°-100°)	0.0	0.0		U0/0	
UH	(100°-180°)	0.0	0.0		U0/0	

BUG Rating: B2-U0-G2

Type III Short





REPORT NUMBER: P200030

CATALOG NUMBER: GWC-AF-02-LED-E1-T3-7030-800

CANDELA DISTRIBUTION (FULL):

	0°	5°	15°	25°	35°	45°	55°	65°	75°	85°	90°
0°	1197.4	1197.4	1197.4	1197.4	1197.4	1197.4	1197.4	1197.4	1197.4	1197.4	1197.4
2.5°	1187.0	1187.5	1188.4	1192.1	1195.4	1194.5	1195.0	1193.1	1192.7	1189.9	1192.7
5°	1172.1	1173.5	1173.9	1180.0	1183.8	1184.7	1183.3	1180.9	1178.2	1175.3	1176.7
7.5°	1137.7	1141.5	1142.0	1150.4	1156.5	1164.4	1164.9	1165.5	1164.0	1162.2	1164.9
10°	1116.2	1117.1	1116.6	1122.7	1127.4	1136.4	1141.5	1150.4	1154.3	1155.1	1156.9
12.5°	1114.8	1113.9	1112.5	1112.5	1111.0	1114.8	1124.2	1136.9	1145.7	1148.6	1150.9
15°	1129.8	1129.3	1124.6	1117.6	1108.7	1105.9	1113.9	1127.9	1139.7	1145.7	1148.1
17.5°	1163.6	1160.8	1153.2	1137.3	1118.0	1110.6	1111.5	1123.1	1136.9	1144.8	1147.1
20°	1225.5	1225.5	1209.5	1179.6	1145.2	1127.4	1119.1	1126.0	1139.1	1150.0	1153.2
22.5°	1332.4	1333.3	1306.6	1257.3	1199.6	1161.7	1140.5	1139.1	1154.7	1166.9	1170.6
25°	1483.8	1480.1	1442.7	1372.3	1284.6	1221.7	1185.1	1176.7	1189.9	1203.4	1208.1
27.5°	1660.2	1646.6	1602.1	1517.2	1403.7	1311.7	1255.5	1241.8	1254.6	1270.0	1274.7
30°	1834.7	1820.6	1767.6	1674.7	1548.6	1432.3	1351.6	1329.5	1347.3	1369.4	1372.3
32.5°	2009.2	2009.2	1950.1	1841.7	1704.3	1576.3	1479.7	1453.3	1482.9	1509.6	1515.8
35°	2217.9	2218.8	2161.5	2031.2	1883.5	1747.9	1641.5	1622.3	1666.7	1685.6	1700.1
37.5°	2474.4	2479.5	2405.9	2248.3	2086.6	1943.9	1817.3	1791.1	1835.7	1886.8	1933.7
40°	2751.5	2758.1	2677.0	2482.8	2321.0	2171.8	2035.0	1987.5	2061.7	2159.2	2219.7
42.5°	3016.1	3049.9	2971.6	2771.7	2597.7	2443.5	2304.6	2235.7	2328.6	2475.9	2528.4
45°	3398.3	3422.6	3286.2	3105.1	2941.5	2768.9	2585.1	2512.4	2642.3	2828.0	2838.8
47.5°	3653.0	3634.7	3565.2	3452.7	3349.1	3187.7	2911.0	2831.4	3003.9	3222.4	3162.0
50°	3788.4	3794.1	3784.7	3791.3	3795.1	3693.7	3310.5	3201.3	3407.2	3671.2	3532.0
52.5°	3915.1	3877.6	3908.5	4062.4	4248.1	4210.7	3745.4	3631.3	3839.6	4169.4	3923.1
55°	3912.3	3855.1	3956.0	4227.5	4630.3	4673.4	4233.6	4102.2	4296.8	4703.5	4337.7
57.5°	3774.0	3776.8	3932.0	4287.6	4896.8	5108.8	4800.1	4603.1	4781.8	5244.8	4716.1
60°	3583.6	3609.4	3833.1	4277.6	5110.2	5465.5	5495.2	5143.0	5256.9	5736.6	5029.4
62.5°	3276.3	3303.6	3612.2	4175.5	5077.8	5809.5	6123.7	5755.4	5753.6	6034.9	5121.4
65°	2791.9	2783.9	3108.0	3793.2	4806.2	6063.6	6747.9	6284.9	6127.8	6039.7	4936.6
67.5°	2058.9	2023.3	2301.3	2889.1	3994.8	5778.9	7115.1	6560.7	6255.4	5642.4	4371.9
70°	1068.3	1032.7	1257.8	1687.0	2627.2	4510.3	6708.4	6418.1	5973.5	4729.8	3425.1
72.5°	456.8	450.7	542.2	740.0	1271.0	2601.5	5260.2	5555.2	5125.6	3524.0	2354.7
75°	307.2	305.3	339.6	403.3	571.8	1055.7	3291.9	3943.2	3750.0	2185.0	1324.4
77.5°	241.0	238.7	258.8	289.9	370.5	416.5	1460.9	2117.0	1959.4	951.1	579.6
80°	188.6	186.7	199.3	216.3	266.4	262.7	480.7	842.3	651.9	364.4	281.9
82.5°	148.7	148.7	159.0	159.4	189.0	179.1	250.9	370.9	325.5	212.4	172.6
85°	136.0	136.0	146.9	119.1	123.4	113.0	155.7	219.9	206.4	87.2	75.1
87.5°	68.5	66.6	123.4	105.6	67.0	60.0	75.9	106.4	114.4	48.3	37.4
90°	0.0	0.0	0.0	0.0	0.0	0.0	0.0	0.0	0.0	0.0	0.0



REPORT NUMBER: P200030

CATALOG NUMBER: GWC-AF-02-LED-E1-T3-7030-800

CANDELA DISTRIBUTION (continued):

	95°	105°	115°	125°	135°	145°	155°	165°	175°	180°
0°	1197.4	1197.4	1197.4	1197.4	1197.4	1197.4	1197.4	1197.4	1197.4	1197.4
2.5°	1191.7	1191.3	1192.1	1192.7	1196.4	1201.6	1203.9	1207.2	1209.1	1208.1
5°	1177.6	1178.6	1182.3	1185.1	1191.7	1200.1	1204.8	1208.6	1211.9	1210.5
7.5°	1165.9	1168.3	1173.9	1176.1	1180.0	1182.3	1181.8	1183.3	1186.1	1182.8
10°	1159.4	1162.2	1166.4	1163.1	1154.3	1141.5	1129.8	1123.7	1125.6	1123.1
12.5°	1152.8	1156.5	1153.2	1137.7	1113.0	1096.5	1087.5	1088.5	1092.7	1093.6
15°	1149.1	1150.4	1136.4	1107.3	1082.0	1079.6	1084.3	1083.5	1083.9	1083.9
17.5°	1149.1	1145.2	1119.1	1090.0	1079.2	1074.9	1060.4	1042.2	1034.1	1031.3
20°	1155.1	1145.2	1113.4	1094.1	1070.7	1034.5	996.1	962.3	947.4	943.1
22.5°	1173.5	1156.5	1129.3	1096.0	1029.4	968.9	908.0	867.6	840.4	835.8
25°	1210.5	1191.7	1160.8	1071.2	963.7	877.5	808.1	763.0	735.9	732.1
27.5°	1275.2	1263.0	1177.6	1016.3	876.6	784.2	719.9	685.2	665.1	663.6
30°	1372.8	1366.7	1169.2	935.1	769.1	693.7	662.6	642.6	627.4	627.0
32.5°	1528.4	1479.2	1141.5	836.2	671.2	629.4	616.8	604.5	592.8	592.8
35°	1728.7	1570.2	1089.0	730.2	611.6	593.8	577.8	558.6	543.1	542.2
37.5°	1964.2	1626.5	994.7	644.8	583.5	569.8	546.4	517.8	490.6	485.8
40°	2201.9	1643.4	862.0	592.3	565.6	545.9	517.4	483.6	457.2	455.8
42.5°	2420.0	1611.0	721.3	556.2	547.8	521.5	491.4	461.5	440.9	440.5
45°	2602.9	1527.0	603.1	522.0	529.1	499.5	472.8	448.4	432.4	429.2
47.5°	2774.9	1408.4	520.1	485.8	510.2	487.3	464.8	441.7	426.3	423.9
50°	2974.8	1280.3	461.9	450.7	493.9	483.0	471.4	447.4	421.6	418.8
52.5°	3216.8	1169.6	416.5	419.8	481.2	488.7	488.2	463.4	418.4	414.6
55°	3486.9	1046.8	382.2	394.4	476.1	499.0	492.4	478.3	421.2	415.5
57.5°	3752.8	903.2	358.3	375.2	468.5	498.1	472.3	452.2	427.7	419.8
60°	3952.2	710.5	340.1	358.3	452.2	482.6	450.2	423.5	426.3	420.2
62.5°	3965.3	549.1	318.0	343.7	427.2	467.1	435.7	410.9	432.4	426.7
65°	3732.2	415.0	296.8	326.4	400.6	457.2	421.6	403.8	445.1	439.0
67.5°	3142.2	333.9	279.0	308.5	373.7	436.6	408.9	397.2	456.3	445.6
70°	2268.5	284.7	261.6	287.1	349.8	413.2	397.7	385.4	425.9	408.9
72.5°	1396.7	246.7	242.0	258.4	331.6	388.8	380.8	363.5	383.6	370.1
75°	697.4	213.8	219.9	230.3	305.8	361.1	352.7	335.3	338.1	335.3
77.5°	333.9	182.9	194.2	202.1	272.5	329.8	320.7	302.9	299.7	300.1
80°	211.5	152.9	163.7	169.4	243.4	293.2	284.2	266.4	304.0	281.9
82.5°	132.2	124.3	127.1	137.4	212.0	255.1	243.4	227.5	273.9	216.7
85°	73.2	86.8	90.4	99.4	163.3	213.4	201.7	181.5	162.7	159.9
87.5°	43.6	51.6	53.0	59.5	109.7	154.3	136.5	129.5	107.4	107.0
90°	0.0	0.0	0.0	0.0	0.0	0.0	0.0	0.0	0.0	0.0

(END OF REPORT)